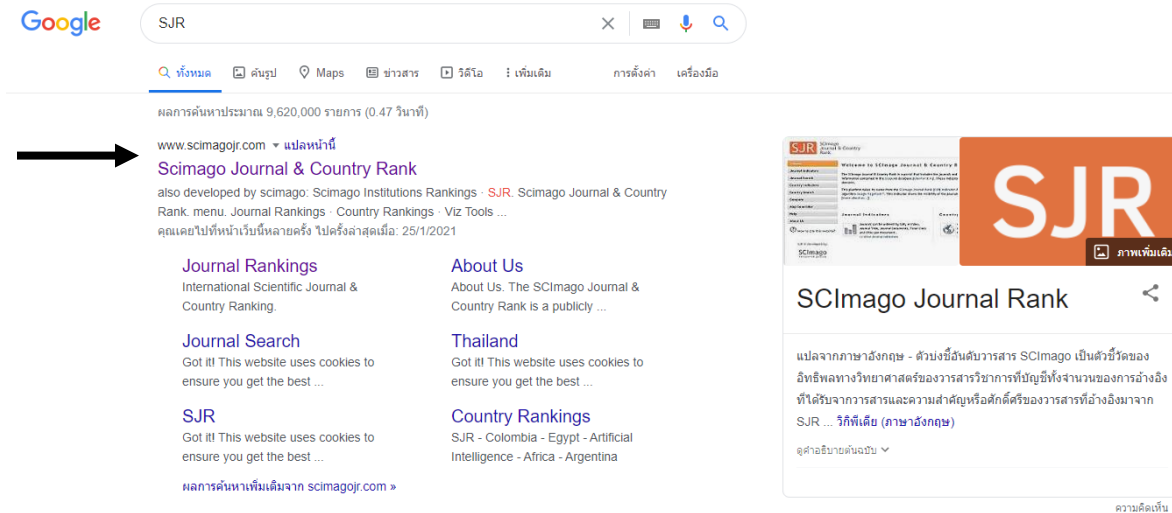
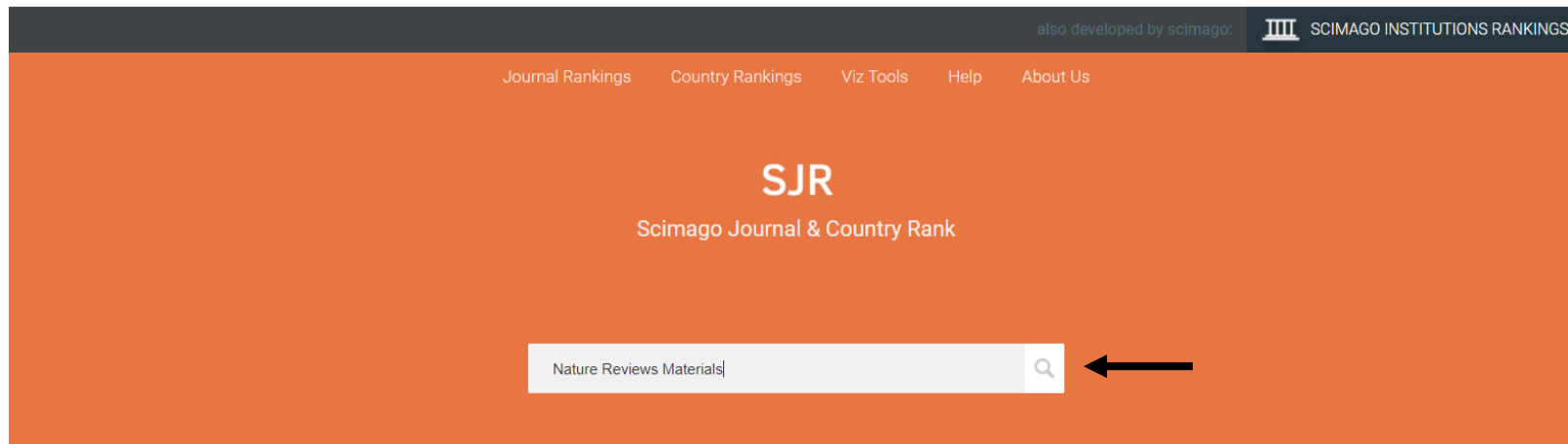


วิธีสืบค้นวารสารที่ปรากฏในฐานข้อมูล SJR ร้อยละ 10 (How to find the top ten percent SJR Journals)

1. ไปยังเว็บไซต์ (Go to website) <https://www.scimagojr.com/>



2. ใส่ชื่อวารสารที่ต้องการสืบค้น (Enter your journal name)



3. เลือกชื่อวารสารที่ต้องการค้นหา (Select the journal from the list)

also developed by scimago: SCIMAGO INSTITUTIONS RANKINGS

SJR Scimago Journal & Country Rank

Home Journal Rankings Country Rankings Viz Tools Help About Us

1 - 1 of 1

→ Nature Reviews Materials

United Kingdom
Nature Publishing Group

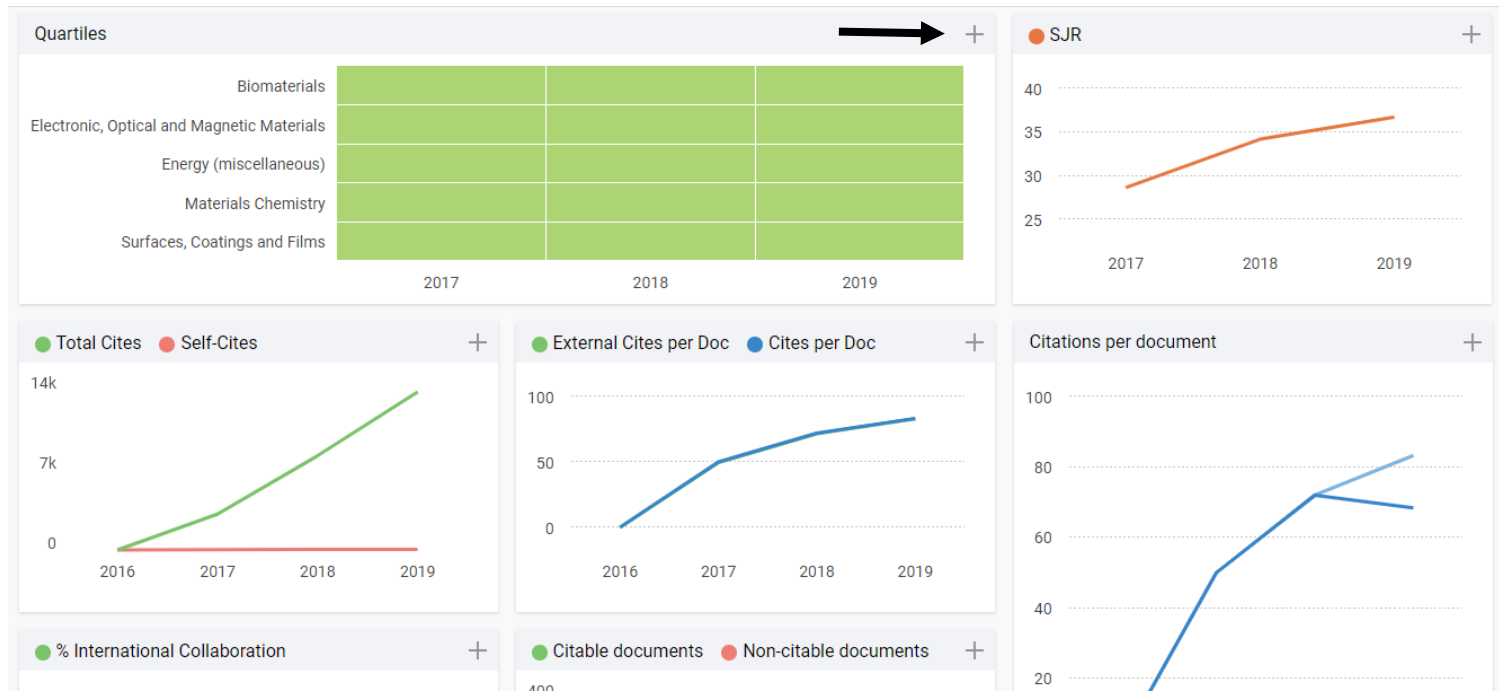
1 - 1 of 1

Nature Reviews Materials

Country	United Kingdom - SCIMAGO INSTITUTIONS RANKINGS	80
Subject Area and Category	Energy Energy (miscellaneous)	
	Materials Science Biomaterials Electronic, Optical and Magnetic Materials Materials Chemistry Surfaces, Coatings and Films	
Publisher	Nature Publishing Group	
Publication type	Journals	
ISSN	20588437	
Coverage	2016-2020	

ข้อมูลแสดงรายละเอียดของวารสารนั้น
(details of the selected journal)

4. กดที่เครื่องหมาย + เพื่อดูรายละเอียดสาขาย่อย (Click + for the details of sub-branches.)



Quartiles

Category	Year	Quartile
Biomaterials	2017	Q1
Biomaterials	2018	Q1
Biomaterials	2019	Q1
Electronic, Optical and Magnetic Materials	2017	Q1
Electronic, Optical and Magnetic Materials	2018	Q1
Electronic, Optical and Magnetic Materials	2019	Q1
Energy (miscellaneous)	2017	Q1
Energy (miscellaneous)	2018	Q1

5. ไปที่เมนู Journal Rankings และที่เมนูย่อย All subject categories เลือกสาขาที่ต้องการ
(Click the Journal Rankings menu and at all subject categories select the category that match the desired branch)

The screenshot shows the Scimago Journal & Country Rank website. At the top right, it says "also developed by scimago" and "SCIMAGO INSTITUTIONS RANKINGS". The main header is orange with "SJR" and "Scimago Journal & Country Rank" on the left, and a search bar on the right. Below the header is a navigation menu with "Home", "Journal Rankings", "Country Rankings", "Viz Tools", "Help", and "About Us". The "Journal Rankings" menu item is highlighted with a red underline and an arrow pointing to it. Below the navigation menu is a Google advertisement with a "Stop seeing this ad" button. In the center, there is a yellow box with Thai text: "เลือกสาขาย่อยเดียวกับขั้นตอน 4" and "(Select the same branch as in step 4)". Below this box is a filter bar with dropdown menus for "All subject areas", "All subject categories", "All regions / countries", "All types", and "2019". Below the filter bar are checkboxes for "Only Open Access Journals", "Only SciELO Journals", and "Only WoS Journals". To the right of these checkboxes is a field "Display journals with at least 0" and a "Citable Docs. (3years)" dropdown. An "Apply" button is highlighted with an arrow pointing to it. At the bottom right, there is a "Download data" button.

6. จะแสดงจำนวนวารสารทั้งหมดที่สาขาย่อย Biomaterials ซึ่งมีจำนวนวารสารทั้งหมด 107 วารสาร โดยถ้าคิดเป็น 10% ก็คือ 10 ลำดับแรก
 (The total number of journals in Biomaterials, 107 journals, are displayed. The top 10% are the top 10 journals from the list.)

All subject areas | Biomaterials | All regions / countries | All types

2019

Only Open Access Journals Only SciELO Journals Only WoS Journals [?] Display journals with at least 0 Citable Docs. (3years) Apply

Download data

1 - 50 of 107

Title	Type	↓ SJR	H index	Total Docs. (2019)	Total Docs. (3years)	Total Refs. (2019)	Total Cites (3years)	Citable Docs. (3years)	Cites / Doc. (2years)	Ref. / Doc. (2019)	
1 Nature Reviews Materials	journal	36.691 Q1	80	85	288	8534	12569	151	68.34	100.40	
2 Advanced Functional Materials	journal	5.875 Q1	298	1498	3143	98100	50425	3022	16.72	65.49	
3 Small	journal	3.717 Q1	215	1081	2516	72091	27685	2441	11.32	66.69	
4 Biomaterials	journal	3.069 Q1	360	542	1801	37572	19603	1785	10.87	69.32	
5 Advanced healthcare materials	journal	2.135 Q1	74	353	998	26597	7022	953	7.47	75.35	
6 Biofabrication	journal	2.120 Q1	68	102	250	6301	2270	249	8.73	61.77	
7 Acta Biomaterialia	journal	1.857 Q1	172	665	1817	45763	13879	1778	7.76	68.82	
8 Tissue Engineering - Part B: Reviews	journal	1.747 Q1	86	36	116	4662	820	112	6.13	129.50	
9 Journal of the Royal Society Interface	journal	1.694 Q1	124	282	776	15047	3062	754	3.98	53.36	
10 Biomacromolecules	journal	1.610 Q1	207	443	1320	25963	8062	1290	6.32	58.61	