

คู่มือการใช้งาน โปรแกรมการอบรมสำเร็จรูป ด้านมาตรฐานการวิจัย

CITI Program

- การสมัครและลงทะเบียน
- การลงชื่อเข้าใช้งาน
- การเลือกหัวข้อการอบรม
- การดาวน์โหลดใบรับรองการอบรม

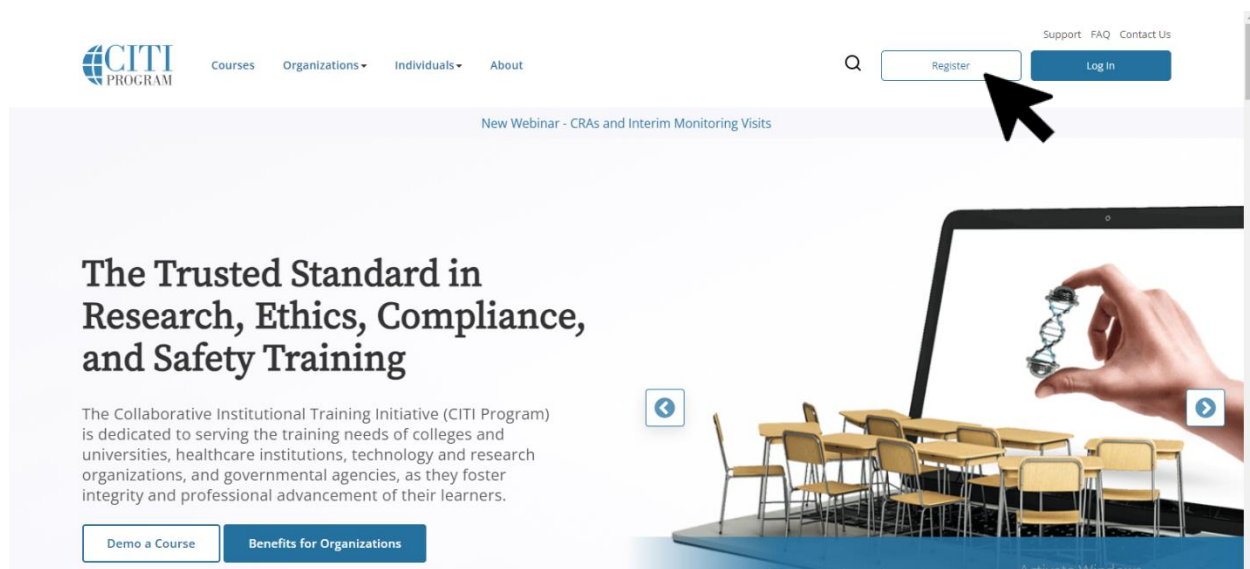
การสมัครและลงทะเบียน

กรุณาเตรียม

1. User Name
2. Password
3. E-mail TU (อีเมลมหาวิทยาลัยธรรมศาสตร์)

ขั้นตอนการสมัครและลงทะเบียนใช้งาน

1. ไปที่ <https://about.citiprogram.org/>



2. เลือก Register เพื่อลงทะเบียน

3. เพิ่ม/เลือก ชื่อมหาวิทยาลัย “Thammasat University” ในกล่องข้อความ

4. เลือก
☒ I Agree to the term service และ
☒ I affirm that I am an affiliate of Thammasat University

5. เลือก Create a CITI Program account

6. ใส่ข้อมูลส่วนบุคคล

-ชื่อ-นามสกุล

-E-mail Address เพื่อยืนยัน

-เลือก Continue To Step 3

CITI - Learner Registration - Thammasat University

Steps: 1 2 3 4

Personal Information

* indicates a required field.

* First Name

* Last Name

* Email Address

* Verify email address

We urge you to provide a second email address, if you have one, in case messages are blocked or you lose the ability to access the first one. If you forget your username or password, you can recover that information using either email address.

Secondary email address

Verify secondary email address

Continue To Step 3

Activate Windows
Go to Settings to activate Windows.

7. สร้างชื่อ ชื่อผู้ใช้งาน (User name) และ รหัสผ่าน (Password)

-เลือกคำถาม และคำตอบ (สำหรับกรณีลืมรหัสผ่าน)

-เลือก Continue To Step 4

Create your Username and Password

* indicates a required field.

Your username should consist of 4 to 50 characters. Your username is not case sensitive; "A12B34CD" is the same as "a12b34cd". Once created, your username will be part of the completion report.

* User Name

Your password should consist of 8 to 50 characters. Your password IS case sensitive; "A12B34CD" is not the same as "a12b34cd".

* Password

* Verify Password

Please choose a security question and provide an answer that you will remember. NOTE: If you forget your login information, you will have to provide this answer to the security question in order to access your account.

* Security Question

* Security Answer

Continue To Step 4

Activate Windows
Go to Settings to activate Windows.

8. เลือกประเทศไทย

9. เลือก No

CITI - Learner Registration - Thammasat University

Steps: 1 2 3 4

* Indicates a required field.

Would you like to connect your ORCID® ID to your CITI Program account? ⓘ

Connect your ORCID ID

* Country of Residence

Search for country: Enter full or partial name (e.g., "United States") OR your country's two or three character abbreviation (e.g., "US", "USA"), then pick from the list of choices provided.

Thailand

* May we contact you to provide information about other courses and services after you complete your CITI Program coursework? ⓘ

☐ Yes

☒ No

Finalize Registration

Activate Windows
Go to Settings to activate Windows.

10. เลือก Finalize Registration

Your CE Credit Status

CITI is pleased to offer CE credits and units for purchase to learners qualifying for CE eligibility while concurrently meeting their institutions training requirements.

CE credits/units for physicians, psychologists, nurses, social workers and other professions allowed to use AMA PRA Category 1 credits for re-certification are available for most CITI courses – please see “Course List” link under the “CE Credits” tab on login page for details.

Please register your interest for CE credits below by checking the “YES” or “NO” dots, and, when applicable, types of credits you wish to earn at bottom of page. Please read texts entered for each option carefully.

☐ YES
At the start of your course, you will be prompted to click on a “CE Information” page link located at the top of your grade book and to VIEW and ACKNOWLEDGE accreditation and credit designation statements, learning objectives, faculty disclosures, types, number and costs of credits available for your course.

☒ NO
The CE functionality will not be activated for your course. Credits and units will therefore not be available to you for purchase **after** you start your course. You can change your preference to “YES” before such time however by clicking on the “CE Credit Status” tab located at the top of your grade book page.

Submit

Activate Windows
Go to Settings to activate Windows.

11. เลือก No

12. เลือก Submit

13. เลือกภาษาอังกฤษ

14. เติม e-mail TU และข้อมูลส่วนบุคคล

Language Preference

English ▼

Institutional email address *

We recommend providing an email address issued by Thammasat University or an approved affiliate, rather than a personal one like @gmail, @hotmail, etc. This will help Thammasat University officials identify your learning records in reports.

Enter a valid Institutional Email Address.

Verify institutional email address *

Re-enter Institutional Email Address.

Highest degree

... ▼

Employee Number


Department *

Role? *

... ▼

Activate Windows
Go to Settings to activate Windows.

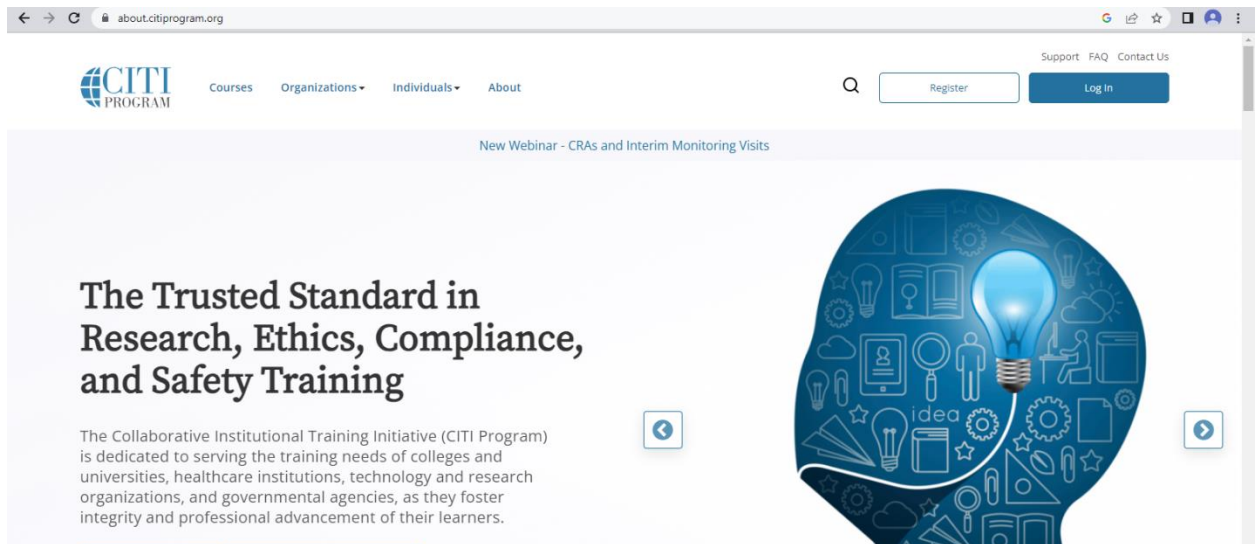
15. ไปที่หน้า E-mail เพื่อยืนยันการลงทะเบียน




16. การลงทะเบียนเสร็จสมบูรณ์

การลงชื่อเข้าใช้

1. Log In



2. ลงชื่อด้วย User name และ รหัสผ่าน ที่ลงทะเบียนไว้ แล้วเลือก Login



การเลือกหัวข้อการอบรม

ภายหลังจาก Login เพื่อเข้าสู่ระบบแล้ว

1. เลือก View Course

Welcome, Rapeeporn

Add Institutional Affiliation

Register as Independent Learner

1

Course Completed

0

CE Credits Purchased

3

Years of Membership

Institutional Courses

Institutional Courses are available to learners who have an affiliation with one or more subscribing institutions. If an institution with which you are affiliated is not listed, you may want to [add an affiliation](#). If you are no longer associated with a listed institution, you may want to [remove an affiliation](#).

Thammasat University

View Courses

Would you like to affiliate with another Institution?

Add Affiliation

Would you like to remove an existing affiliation?

Remove Affiliation

Activate Windows

2. เลือกหัวข้อ Add a Course เพื่อเลือกหัวข้อการอบรม

Learner Tools for Thammasat University

Add a Course

Remove a Course

View Previously Completed Coursework

Update Institution Profile

Remove Affiliation

SUPPORT

888.529.5929

9:00 a.m. – 7:00 p.m. ET

Monday – Friday

Contact Us

Status Page

LEGAL

[Accessibility](#)


[Copyright](#)

[Privacy and Cookie Policy](#)

[Statement of Security Practices](#)

[Anti-Discrimination Policy](#)

[Terms of Service](#)



Activate Windows

3. ตอบข้อคำถาม ที่ตรงกับลักษณะหัวข้องานวิจัย หรือตัวท่าน

คำถามที่ 1 เลือกลักษณะการเรียนรู้ตามบทบาทและประเภทงานวิจัยของท่าน

Select Curriculum

Thammasat University

Question 1

Human Subjects Research (HSR)

Please choose one learner group below based on your role and the type of human subjects activities you will conduct. You will be enrolled in the Basic Course for that group.

- ☐ **Biomedical Research Investigators:** Choose this group to satisfy CITI training requirements for Investigators and staff involved primarily in Biomedical research with human subjects.
- ☐ **Social & Behavioral Research Investigators:** Choose this group to satisfy CITI training requirements for Investigators and staff involved primarily in Social and Behavioral research with human subjects.
- ☐ **Research with data or laboratory specimens- ONLY:** No direct contact with human subjects.
- ☐ **IRB Members:** This Basic Course is appropriate for IRB or Ethics Committee members.
- ☐ **Not at this time.**

คำถามที่ 2 เกี่ยวกับการปฏิบัติทางคลินิกที่ดี (GCP)

Question 2

Good Clinical Practice (GCP)

Please make the appropriate selection if you are required to complete the Good Clinical Practice (GCP) course.

- ☐ **GCP for Clinical Trials with Investigational Drugs and Medical Devices (U.S. FDA Focus)**
- ☐ **GCP for Clinical Investigations of Devices**
- ☐ **GCP for Clinical Trials with Investigational Drugs and Biologics (ICH Focus)**
- ☐ **GCP – Social and Behavioral Research Best Practices for Clinical Research**
- ☐ **Not at this time.**

คำถามที่ 3 การดำเนินการวิจัยอย่างรับผิดชอบ (RCR)

Question 3

Responsible Conduct of Research (RCR)

Please make your selection below to receive the courses in the Responsible Conduct of Research.

- ☐ Biomedical Responsible Conduct of Research
- ☐ Responsible Conduct of Research for Engineers
- ☐ Humanities Responsible Conduct of Research
- ☐ Physical Science Responsible Conduct of Research
- ☐ Social and Behavioral Responsible Conduct of Research
- ☐ Responsible Conduct of Research for Administrators
- ☐ Not at this time.

คำถามที่ 4 ผลประโยชน์ทับซ้อน (COI)

คำถามที่ 5 หากท่านเป็นเจ้าหน้าที่เกี่ยวข้องหรือประธาน IRB (หากไม่ใช่ ข้ามนข้อคำถามนี้ได้)

Question 4

Conflicts of Interest (COI)

Would you like to take the Conflicts of Interest course?

- ☐ Yes
- ☐ No

Question 5

Institutional/Signatory Officials & IRB Chair

Please make your selection below if you wish to be enrolled in the Institutional/Signatory Officials or IRB Chair courses.

- ☐ Institutional/Signatory Officials
- ☐ IRB Chair

คำถามที่ 6 การวิจัยทางสาธารณสุข

Question 6

Public Health Research

Please make your selection below if you wish to be enrolled in the Public Health Research course.

- ☐ Public Health Research
- ☐ Not at this time.

คำถามที่ 7 การดูแลและการใช้สัตว์ (ACU)

ทำการศึกษาโดยใช้สัตว์ทดลองหรือไม่? (หากไม่มีทำการศึกษาโดยใช้สัตว์ทดลอง ข้ามข้อคำถามนี้ได้)

Question 7

Animal Care and Use (ACU)

Do you conduct studies that use Lab animals?

1. If YES, then you must complete the Basic course and the appropriate species specific modules.
2. If you are an IACUC Member you should complete the "Essentials for IACUC Members".
3. Choose the appropriate species specific electives according to your research interests.

- ☐ "Working with the IACUC Course" is required if you plan to use lab animals in your work.
- ☐ If you are an IACUC Member you are required to complete the "Essentials for IACUC Members" course now.
- ☐ IACUC Community Member
- ☐ Institutional Officials
- ☐ IACUC Chair
- ☐ Post-Approval Monitoring (PAM)
- ☐ Wildlife Research
- ☐ If you plan to conduct studies that have the potential to cause "more than momentary pain and distress" in Mice or Rats you should complete the module on "Minimizing Pain and Distress".
- Choose the appropriate species specific electives depending on your work or interests.

คำถามที่ 8 หลักสูตรความปลอดภัยของความเป็นส่วนตัวของข้อมูล (IPS)

คำถามที่ 9 หลักสูตรกฎทั่วไปฉบับแก้ไข

Question 8

Information Privacy Security (IPS)

Please make the appropriate selection if you are required to complete the Information Privacy Security (IPS) course.

- ☐ IPS for Clinicians
- ☐ IPS for Researchers
- ☐ IPS for Students and Instructors
- ☐ IPS for Fundraisers
- ☐ IPS for Marketers
- ☐ Family Educational Rights and Privacy Act (FERPA)
- ☐ Not at this time.

Question 9

Revised Common Rule

Please make your selection below if you wish to be enrolled in the Revised Common Rule course.

- ☐ Revised Common Rule
- ☐ Not at this time.

เสร็จสิ้นการตอบคำถาม

ท่านสามารถเลือกรับการอบรมได้ตามหัวข้อการเรียนรู้ที่โปรแกรมกำหนดให้

✓ You are now enrolled in the course(s) you selected.

Show Courses for: Thammasat University

Institution List

Thammasat University

Active Courses

[Learner Tools](#)

You have no active courses for this Institution.

Courses Ready to Begin


[Learner Tools](#)

Thammasat University

Biomedical Data or Specimens Only Research

Stage 1 - Basic Course

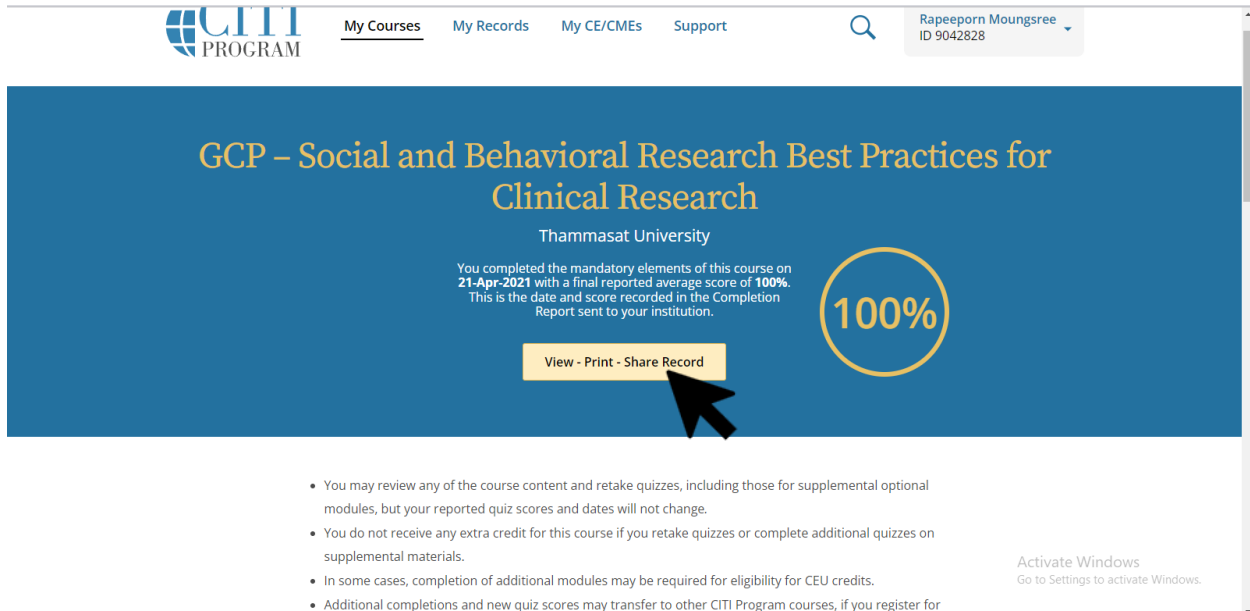
0 / 6 modules completed

Not Earned 

Start Now

การดาวน์โหลดใบรับรองการอบรม

เมื่อเข้ารับการอบรมครบระยะเวลาตามเงื่อนไขแล้ว ท่านสามารถดาวน์โหลดใบรับรองการอบรมได้ที่



The screenshot displays the CITI Program completion interface. At the top, there is a navigation bar with links: My Courses, My Records, My CE/CMEs, and Support. A search icon and a user profile dropdown for 'Rapeeporn Mungsree ID 9042828' are also present. The main content area has a blue background with the course title 'GCP – Social and Behavioral Research Best Practices for Clinical Research' and 'Thammasat University'. It states: 'You completed the mandatory elements of this course on 21-Apr-2021 with a final reported average score of 100%. This is the date and score recorded in the Completion Report sent to your institution.' A large yellow circle with '100%' is shown. Below this is a yellow button labeled 'View - Print - Share Record' with a mouse cursor pointing to it. At the bottom, there is a list of bullet points regarding course completion and CEU credits, and a Windows activation notice on the right.

- You may review any of the course content and retake quizzes, including those for supplemental optional modules, but your reported quiz scores and dates will not change.
- You do not receive any extra credit for this course if you retake quizzes or complete additional quizzes on supplemental materials.
- In some cases, completion of additional modules may be required for eligibility for CEU credits.
- Additional completions and new quiz scores may transfer to other CITI Program courses, if you register for

Activate Windows
Go to Settings to activate Windows.

จัดทำโดย

สำนักงานคณะกรรมการจริยธรรมการวิจัยในคน มธ. สาขาสังคมศาสตร์

กองบริหารการวิจัย อาคารโดมบริหาร ชั้น 3 ห้อง 316 มธ. ศูนย์รังสิต

99 หมู่ 18 ต.คลองหนึ่ง อ.คลองหลวง จ.ปทุมธานี 12121

0-2564-3937 0-2564-4440-79 ต่อ 1804

<https://research.tu.ac.th/ethics>